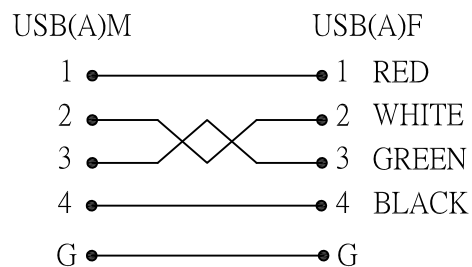
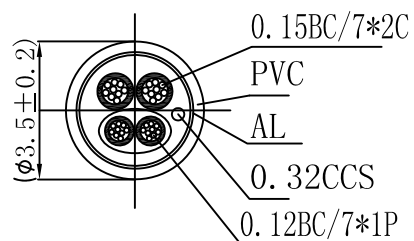


WIRING DIAGRAM

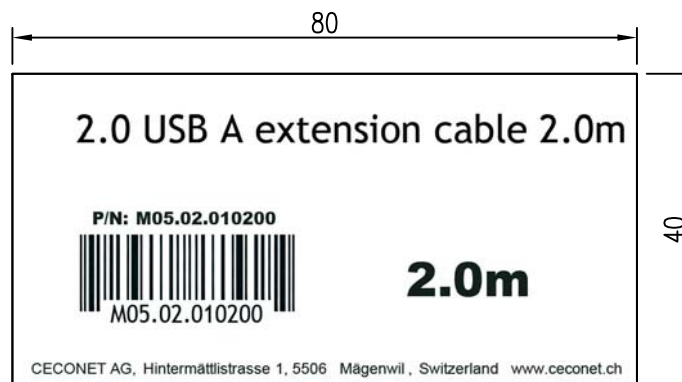


CABLE SECTION

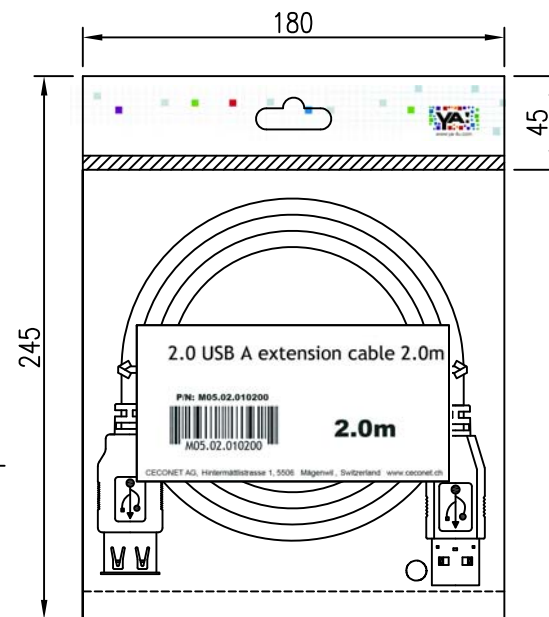


NOTE:

1. CABLE: 26+28AWG 0.15CU*7*2C+0.12CU*7*1P+1/0.32CCS+AL+OD3.5mm BLACK PVC JACKET.
2. CONNECTORS: USB2.0 A PLUG*1PCS, USB2.0 A JACK*1PCS, SHELL: NICKEL PLATED
3. MOLD ASSEMBLY, BLACK COLOR
4. OPEN/SHORT TEST: 100% TEST.
5. ROHS COMPLIANT



LABEL



TOLERANCE		SCALE	SHEET	DRAWN BY	DATE	USB CABLE		CECONET SWITZERLAND	
.X	±0.25	1 : 1	1 OF 1	Kevin	12/05/2020				
.XX	±0.10	REV.	A	CHECKED BY	DATE	2.0A(m) - 2.0A(f), 2M			
ANGLES	±0.5°	MATERIAL	-	THIRD ANGLE PROJECTION		PART NO.	DWG NO.		
						M05.02.010200	-		