

# AT-OME-SW21-TX-WPC

Wallplate Switcher for HDMI and USB-C with USB Hub



# Omega OME-SW21-TX-WPC – Introduction

- **What it is**

- Compact, single-gang USB-C and HDMI switcher
- USB-C input supports AV and data
- HDBaseT output (AV and USB)
- USB hub – 1 host, 1 peripheral

- **Why we made it**

- Demand for USB-C ports that support both AV and data
- Direct compatibility with USB-C equipped devices (laptop, MacBook, iPad Pro, etc.)

- **Value proposition**

- Simple, 1 cable connection to PC for video conferencing
- System automation – auto-switching and display power-up
- Flexibility – provide AV access anywhere needed; aesthetic appearance allows installation in open areas



# Omega OME-SW21-TX-WPC – Key Features

- Compact 2x1 switcher in a single-gang enclosure
- Transmits 4K/UHD 10 Gbps up to 330 feet (100 meters) with CAT6/6a/7 cable
- USB transport:
  - USB-C for AV and host PC data
  - USB type A interface for peripheral device
  - USB type B interface for host PC (paired with HDMI input)
- 1 cable connection to system via USB-C
- Simple, automated user operation, no control needed
  - Automatic switching and display control
  - Velocity display driver library available via web GUI
- Interchangeable black or white trims
- Remotely powered over HDBaseT



# Product Features

Interchangeable white and black trim kits


USB host can be switched together with HDMI input

USB 2.0 hub and extension over HDBaseT

Connect a speakerphone / mic for video conferencing

4K/UHD capability @ 60 Hz with 4:2:0 chroma subsampling

NOTE: USB-C port does not support device charging.



Extends up to 330 ft (100 m) @ 4K/UHD

USB-C port for AV input and host data

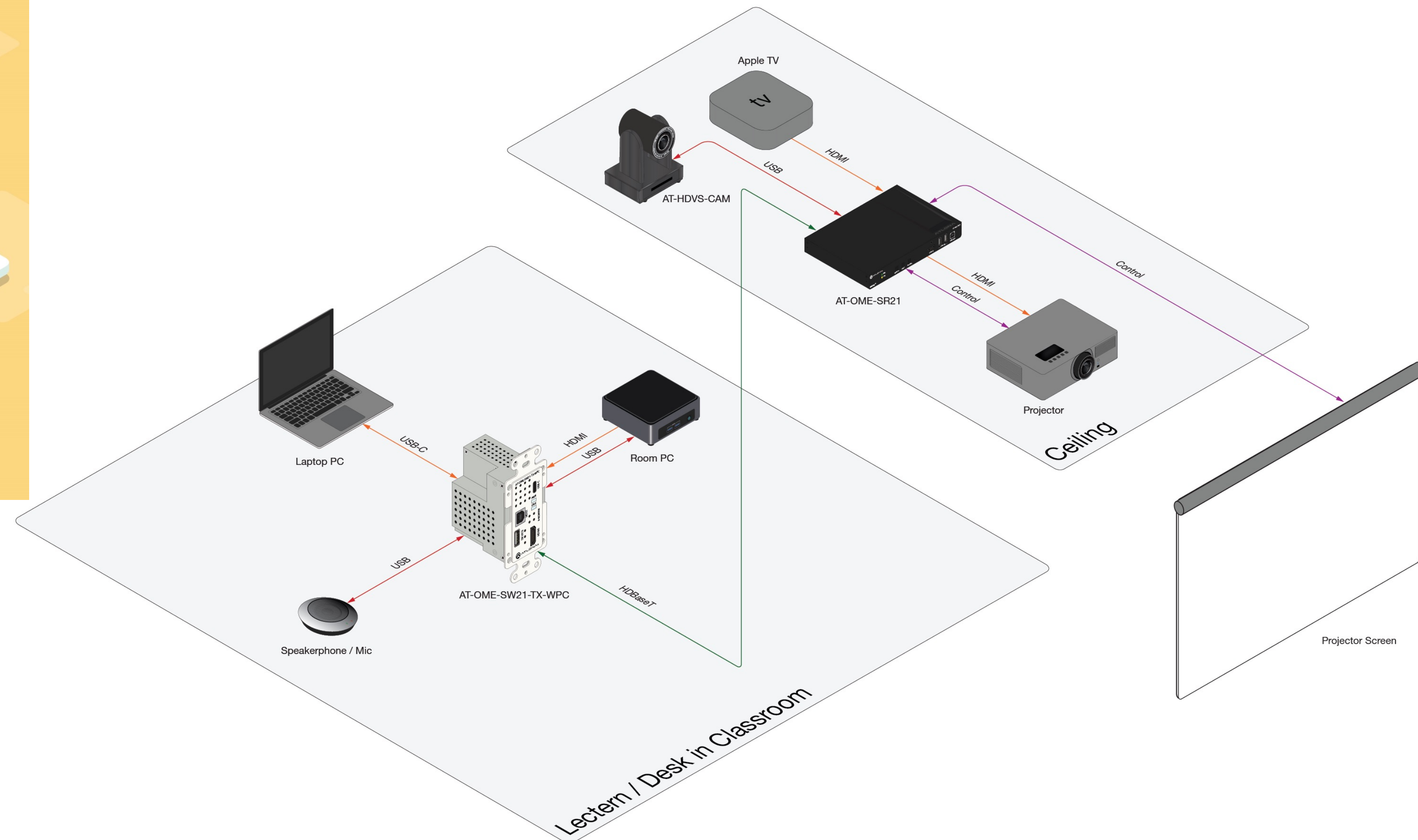

Fast and easy confirmation of signal status

Selects input and powers the display when a source is connected

Powered by the receiver; simplifies integration

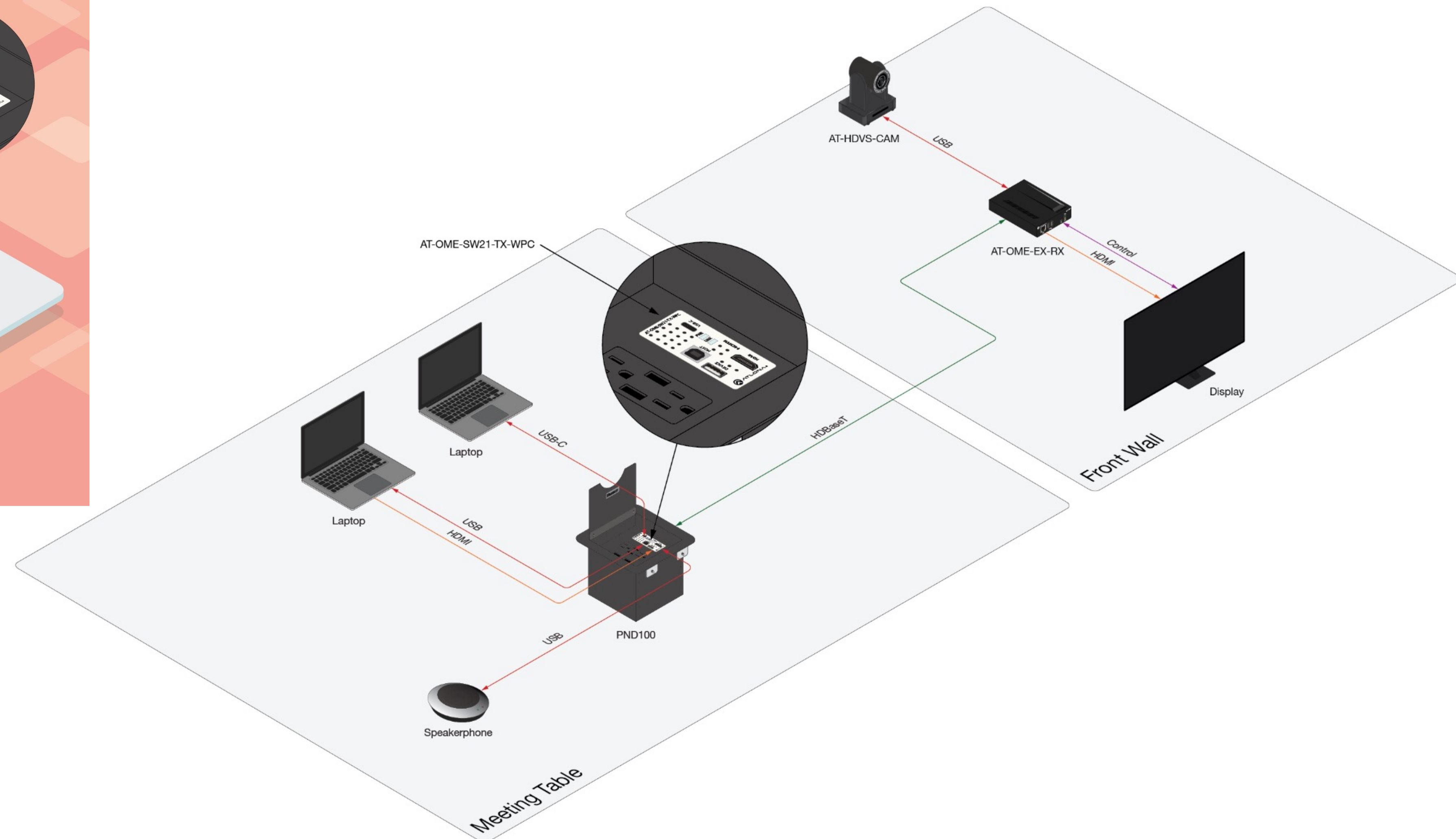


# Application – Classroom



- OME-SW21-TX-WPC at the instructor's desk or lectern
- AV + USB interfacing allow in-classroom instruction and distance learning

# Application – Meeting Room



- OME-SW21-TX-WPC can be installed in a table box such as the PND100
- Provide streamlined AV installation in meeting rooms


# Product Compatibility

Omega Series SKU	→	AT-OME-EX-RX	AT-OME-SR21	AT-OME-PS62
↓	Device Type	HDMI + USB receiver	HDMI + USB receiver, 2x1 switcher, and scaler	6x2 presentation switcher
<b>AT-OME-SW21-TX-WPC</b>	Wallplate HDMI and USB-C transmitter	AV, control, USB ----- TX powered by RX	AV, control, USB ----- TX powered by RX	AV, USB ----- TX powered by PS62

The AT-OME-RX11 / RX21 / RX31 are not recommended since they do not extend USB over HDBaseT.

# Product Comparison

	AT-OME-SW21-TX-WPC	AT-OME-EX-TX-WPC	AT-OME-EX-TX-WP	AT-OME-EX-TX
Enclosure form factor	Wallplate (US one-gang)	Wallplate (US one-gang)	Wallplate (US one-gang)	Box (1" quarter rack width)
Input	USB-C and HDMI	USB-C	HDMI	HDMI
4K 10 Gbps over HDBaseT	Up to 330 feet (100 meters)	Up to 330 feet (100 meters)	Up to 330 feet (100 meters)	Up to 330 feet (100 meters)
USB over HDBaseT	✓	✓	✓	✓
USB hub	USB-C (host), USB type A (peripheral), USB type B (host)	USB-C (host), USB type A (peripheral)	USB type B (host), USB type A (peripheral)	USB type B (host), two USB type A (peripheral)
Control signals over HDBaseT	Display control (IP, RS-232, or CEC)	Bidirectional RS-232	Bidirectional RS-232	Bidirectional RS-232 + IR (from RX)
LAN over HDBaseT				✓
Powering	Over HDBaseT	Over HDBaseT	Over HDBaseT	Over HDBaseT
MSRP	\$840	\$600	\$610	\$525



# Product Comparison



**AT-OME-SW21-TX-WPC**

MSRP: \$840 USD

Inputs: HDMI & USB-C

Outputs: HDBaseT

Resolution: Up to 4K/UHD 60 Hz 4:2:0

USB: 120 Mbps Data over HDBaseT Link (USB-C)



**AT-HDVS-210U-TX-WP**

MSRP: \$740 USD

Inputs: HDMI & USB-C

Outputs: HDBaseT

Resolution: Up to 4K/UHD 60 Hz 4:2:0

USB: N/A

# Time to market

- Product page live on website 4/22/2021
- Inventory expected 5/5/2021

## Additional Resources

- Datasheet, [https://atlonac.com/pdf/data\\_sheet/AT-OME-SW21-TX-WPC\\_Spec.pdf](https://atlonac.com/pdf/data_sheet/AT-OME-SW21-TX-WPC_Spec.pdf)
- Installation Guide, [https://atlonac.com/pdf/manuals/AT-OME-SW21-TX-WPC\\_G.pdf](https://atlonac.com/pdf/manuals/AT-OME-SW21-TX-WPC_G.pdf)